


# OGDEN MUSEUM

## FREE FAMILY DAY

### WONDERS OF THE WETLANDS



John Taylor, Digital Prints, 2019



OGDEN MUSEUM  
OF SOUTHERN ART



## FREE FAMILY DAY PROGRAMS

Join us virtually and in-person on Saturday, March 27 to celebrate our current exhibition, *The Guardian of the Wetlands: Works by John Taylor*, presented in collaboration with the National Wildlife Federation. In addition to exploring the work of John Taylor, we'll also examine work by other artists who are passionate about the environment. Visit the Museum from 10 a.m. to 5 p.m. to **enjoy free admission** and participate in a Scavenger Hunt with prizes!

**RESERVE YOUR TIME ONLINE** Visit [ogdenmuseum.org](https://ogdenmuseum.org) to reserve a ticket.

Please reserve your time online prior to visiting Ogden Museum on March 27. Timed ticketing is required and we are following all local guidelines in regards to capacity. Masks and social distancing are also required.

**ADDITIONAL FREE DAYS: OGDEN MUSEUM IS FREE ON THURSDAYS TO ALL LA RESIDENTS.**

**ONLINE PROGRAMMING** Visit [ogdenmuseum.org](https://ogdenmuseum.org) to access online content.

Participate in online programming! Online content will include wetland coloring sheets, art activities inspired by nature and lesson plans exploring John Taylor's artwork. Watch artist interviews and participate in an interactive, project-based activity by the Pontchartrain Conservancy.

### Get Involved in Coastal Restoration:

Join Restore the Mississippi River Delta and record your story of #Ourcoast. This project will allow us to shine a light on and share just how important Louisiana's coast is to each of us. By participating in the Restore #OurCoast project, you can help motivate others to get involved and educate decision-makers to prioritize our coast so future generations will have their own stories to tell. To record your story of #OurCoast go to [mississippiriverdelta.org](https://mississippiriverdelta.org).

### SPECIAL THANKS TO OUR COMMUNITY PARTNERS:







## OGDEN MUSEUM OF SOUTHERN ART

### WETLANDS ART ACTIVITY: WALKING STICKS INSPIRED BY JOHN TAYLOR




Left: Image credit:  
Mikhayla Anderson

Right: John Taylor,  
*Walking Sticks*,  
Found Driftwood,  
2017-2021



**Incorporate the flora and fauna of the Louisiana wetlands into a walking stick design like John Taylor.**

Born in 1947, **John Taylor** has explored and celebrated the Bayou Bienvenue Wetland Triangle his entire life. The only part of the Central Wetlands system that is located in the Lower 9th Ward of New Orleans, the wetland was once a place for the community to fish, catch turtles, go crawfishing and, for the children of the area, a magical place to explore. Today, Taylor is an avid naturalist and talented artist. Every day, he whittled walking sticks made of driftwood collected from the banks of the Mississippi River.



## SUPPLIES

Walking Stick Template

Markers

Scissors

Glue stick



## LET'S CREATE!

**Step 1:** Have you explored the Bienvenue Wetland Triangle in the Lower 9th Ward or any other wetland? What plants and animals (flora and fauna) did you see there?

**Step 2:** Look at the photographs of the walking sticks by John Taylor. What are some symbols that you see? How does the artist use symbols to tell a story?

**Step 3:** Decide what symbols you want to draw on your walking stick. Try to illustrate a story or experience, using patterns and symbols inspired by the wetlands.  
Use markers to draw the symbols on the walking stick template.

**Step 4:** Use scissors to cut out the pieces of the walking stick. Use a glue stick to glue the pieces together.

**Step 5 (Optional):** Ask a parent or guardian to help take a picture of your finished artwork. Email your artwork to [education@ogdenmuseum.org](mailto:education@ogdenmuseum.org) or post it and tag [#ogdenmuseum](https://twitter.com/ogdenmuseum) on social media.

**WE CAN'T WAIT TO SEE  
YOUR MASTERPIECE!**





● cut out on dotted lines ●

Walking Stick Template! Decorate the three sections with patterns and designs based off the flora + fauna worksheet. Cut out sections and tape together on the back.



OGDEN MUSEUM  
OF SOUTHERN ART

**WETLANDS ART ACTIVITY:  
FIELD DRAWINGS  
INSPIRED BY LOUISIANA WETLANDS**



John Taylor, *Egret*, Digital Print, 2019

**Observe and sketch different types of flora and fauna (plants and animals) that are found in Louisiana.**

Louisiana's wetlands are one of the most bio-diverse ecosystems in the United States, home to an array of plants and animals. Louisiana's wetlands are being lost at an alarming rate due to a number of environmental and man-made factors. Ogden Museum of Southern Art and the National Wildlife Federation present *The Guardian of the Wetlands: Works by John Taylor*. Through a display of walking sticks and photography, the exhibition features historical information about Louisiana wetland loss and provides a number of ways people can get involved with restoration efforts.


**OGDEN MUSEUM FREE FAMILY DAY: WONDERS OF THE WETLANDS**



## SUPPLIES

Pencil

Paper



## LET'S CREATE!

**Step 1:** With the help of a parent or guardian, take a walk around your neighborhood or explore your backyard. Observe the different plants and animals (flora and fauna) in your area. If you are unable to go on a walk, think about what animals and plants you associate with Louisiana.

**Step 2:** Use a pencil to write down the names of the flora and fauna you observe on your nature walk or imagine. If you don't know the name of a plant or animal, look it up on the Internet, in books or create your own name for it. Be sure to take notes on the characteristics of the plant or animal. What color, size, shape or texture is it?

**Step 3:** When you are back in your home, draw a sketch of your favorite plant or animal from your list. Try to remember details such as color, size and shape. Check your notes if you need to.

**Step 4:** Sketch another plant or animal from your list. Once you have finished your sketches, see if your friends and family can identify the plants and animals from your field drawings.

**Step 5 (Optional):** Ask a parent or guardian to help take a picture of your finished artwork. Email your artwork to [education@ogdenmuseum.org](mailto:education@ogdenmuseum.org) or post it and tag #ogdenmuseum on social media.

**WE CAN'T WAIT TO SEE  
YOUR MASTERPIECE!**


**OGDEN MUSEUM FREE FAMILY DAY: WONDERS OF THE WETLANDS**





# OGDEN MUSEUM OF SOUTHERN ART

## WETLANDS ART ACTIVITY: FROGS, BUGS AND FLOWERS INSPIRED BY WALTER ANDERSON



Walter Anderson, *Frogs, Bugs and Flowers*, 1945, watercolor on paper, 25 x 19"

Create a watercolor painting that reflects the flora and fauna of the natural world inspired by Walter Anderson.

Walter Anderson, a beloved Mississippi Gulf Coast artist, was born in New Orleans in 1903. Anderson worked in watercolor, woodcarving and decoration, but also wrote and illustrated children's books. One of Anderson's favorite activities was to row his boat to Horn Island to study the flora and fauna (plants and animals) of the natural world. Anderson loved representing wildlife in his artwork using shapes and rhythmic patterns.



## SUPPLIES

Wildlife Template  
Markers  
Brush  
Small cup of water  
Napkin



## LET'S CREATE!

**Step 1:** Use markers to color the wildlife depicted in the template.

**Step 2:** Use the brush and water to lightly "paint" over the areas that you colored with marker. Dip your brush in the water and wipe off the excess water on the edge of the container. Be sure not to use too much water, this can saturate your artwork. When you're painting, be sure to gently drag the paintbrush over the surface, pushing down too hard can damage the brush and your painting.

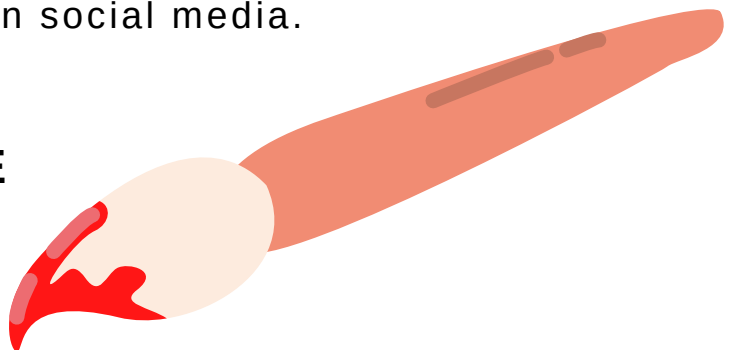
**Step 3:** Watch as the marker color magically turns into watercolor paint!




**Step 4 (Optional):** Color in the background of your artwork.

**Step 5 (Optional):** Use tape to hang your artwork somewhere in your house, maybe on the fridge or hang it in a window so that your neighbors can see your artwork.

**Step 6 (Optional):** Ask a parent or guardian to help take a picture of your finished art. Email your art to [education@ogdenmuseum.org](mailto:education@ogdenmuseum.org) or post it and tag #ogdenmuseum on social media.

**WE CAN'T WAIT TO SEE  
YOUR MASTERPIECE!**







# Flora and Fauna of the Bayou Bienvenue Triangle



# REGISTRATION NOW OPEN!

## OGDEN MUSEUM SUMMER ART CAMPS



### FINE ARTS VIRTUAL

JUNE 7 - 11 & JUNE 14 - 18

### IN-PERSON

JUNE 21 - 25, JUNE 28 - JULY 2 &  
AUGUST 2 - 6

### IN-PERSON FASHION

JULY 6 - 16

### VIRTUAL PHOTOGRAPHY

JUNE 14 - 18

JUNE 21 - 25

In this series of **small, specialized camps**, kids in grades **2 through 12** can explore fashion design, photography, painting, printmaking, mixed media and more! Inspired by Southern works of art, campers will **learn from professional artists** in a virtual or in-person **museum setting**.

**Space is very limited, register today!**

Scholarships available. Contact [education@ogdenmuseum.org](mailto:education@ogdenmuseum.org) or 504-539-9608 for an application.



OGDEN MUSEUM  
OF SOUTHERN ART

925 CAMP STREET, NEW ORLEANS | 504.539.9608  
[OGDENMUSEUM.ORG](http://OGDENMUSEUM.ORG) | FOLLOW US @OGDENMUSEUM