



OGDEN MUSEUM

MARTIN LUTHER KING JR. DAY CELEBRATION 2021

IMAGINING A WORLD WITHOUT RACISM



OGDEN MUSEUM
OF SOUTHERN ART

MLK DAY PROGRAMS

In honor of Martin Luther King Jr.'s life and legacy, Ogden Museum of Southern Art presents a **FREE** Martin Luther King Jr. Day Celebration on Monday, Jan. 18. Join us at the Ogden Museum from 10 a.m. to 5 p.m. or participate from home on your own schedule as we use art to imagine a world without racism!

Celebrate at Ogden Museum: Explore the Museum and participate in a scavenger hunt based on works on view in the galleries. Admission is **FREE** all day. Admission is free but reserved time tickets are required. Reserve your tickets online at ogdenmuseum.org.

Celebrate at Home:

- **Pick up** a FREE Ogden Museum MLK Day Celebration Art Activity Bag containing art activities exploring the life of Martin Luther King Jr. and the Civil Rights Movement, step-by-step instructions and all supplies. Get your art activity starting Tuesday, January 12. A limited number of art activity bags will be available for pick-up at the Museum and all 15 locations of the New Orleans Public Library while supplies last.
- **Explore** 8 recorded programs honoring Dr. King and designed for all ages from your own home, on your own schedule. Spend the day enjoying programs ranging from dance performances to an Ogden Museum virtual tour to a guided meditation for peace – all at your own pace! Videos will be posted by 10 am on Monday, January 18.

Online Programs: Visit ogdenmuseum.org to access online content.

- **Watch** a performance by Dancing Grounds. Dancing Grounds is a multigenerational arts organization that brings inclusive and accessible dance programs to New Orleans residents of all ages.
- **Listen** to a specifically curated playlist honoring the memory and message of Martin Luther King Jr. created by the Ogden Museum Teen Interns.
- **Take** a virtual tour of Ogden Museum exploring the Civil Rights Movement through the work of photographer, Ernest C. Withers with Museum Educator Sara Echaniz.
- **Listen** to a MLK Day themed storytime by Early Literacy Librarians from the New Orleans Public Library. The storytime program includes a reading of *Martin's Dream* by Jane Kurtz, *A Sweet Smell of Roses* by Angela Johnson, and *What Wonderful World* by George David Weiss.
- **Be inspired** by spoken word performances by poets from the Bard Early College Poetry Club.
- **Contribute** to a virtual community word cloud inspired by Martin Luther King Jr.
- **Reflect** on a world without racism during a guided meditation for peace. Join Museum Educator Mikhayla Harrell for a 60 minute mindfulness meditation on peace and how to cultivate this quality within ourselves, our communities and on the planet as a whole. No previous experience with meditation is required.
- **Learn** more about Martin Luther King Jr.'s life and legacy through storytelling and a presentation titled "10 Fun Facts on Dr. King" with New Orleans native and educator Andrea Heard.

Additional Activity: Create art with artist Kara Crowley featured in *Louisiana Contemporary, Presented by the Helis Foundation*. Tune into Crowley's instructional video at ogdenmuseum.org for project instructions. Use the extra supplies included in the Ogden Museum MLK Day Celebration Art Activity Bag: skin tone paper, half sheet of card stock paper and glue stick (scissors not included).

SPECIAL THANKS TO OUR COMMUNITY PARTNERS:

OchsnerServes



BARD
EARLY
COLLEGE
in New Orleans



OGDEN MUSEUM OF SOUTHERN ART

ART ACTIVITY: FREEDOM RIDERS BUS CELEBRATE FREEDOM



Ernest C. Withers, *First Desegregated Bus Ride*, Gelatin silver print, 1956,
Gift of Kim and Mason Granger Ogden Museum Collection


The Freedom Riders worked to desegregate public transportation in the South. The group was composed of both white and African American civil rights activists who participated in Freedom Rides, bus trips through the American South in 1961 to protest segregated buses and terminals. Due to the hard work of the Freedom Riders, the separation of people by race on public transportation ended.

Create your own Freedom Bus to commemorate those who fought for civil rights.

OGDEN MUSEUM MLK DAY: IMAGINING A WORLD WITHOUT RACISM

SUPPLIES

Bus Template
Markers



LET'S CREATE!

Step 1: Who were the Freedom Riders? What do you think they looked like? Use markers to draw people in the windows of the bus.

Step 2: If you had participated in the Freedom Rides what would you name the bus? Write the name across the side of the bus.

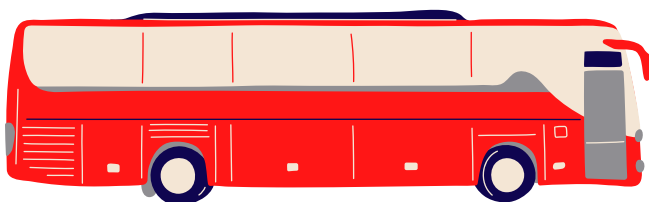
Step 3: Use markers to decorate the bus. Write words or draw images that inspire you on the bus.

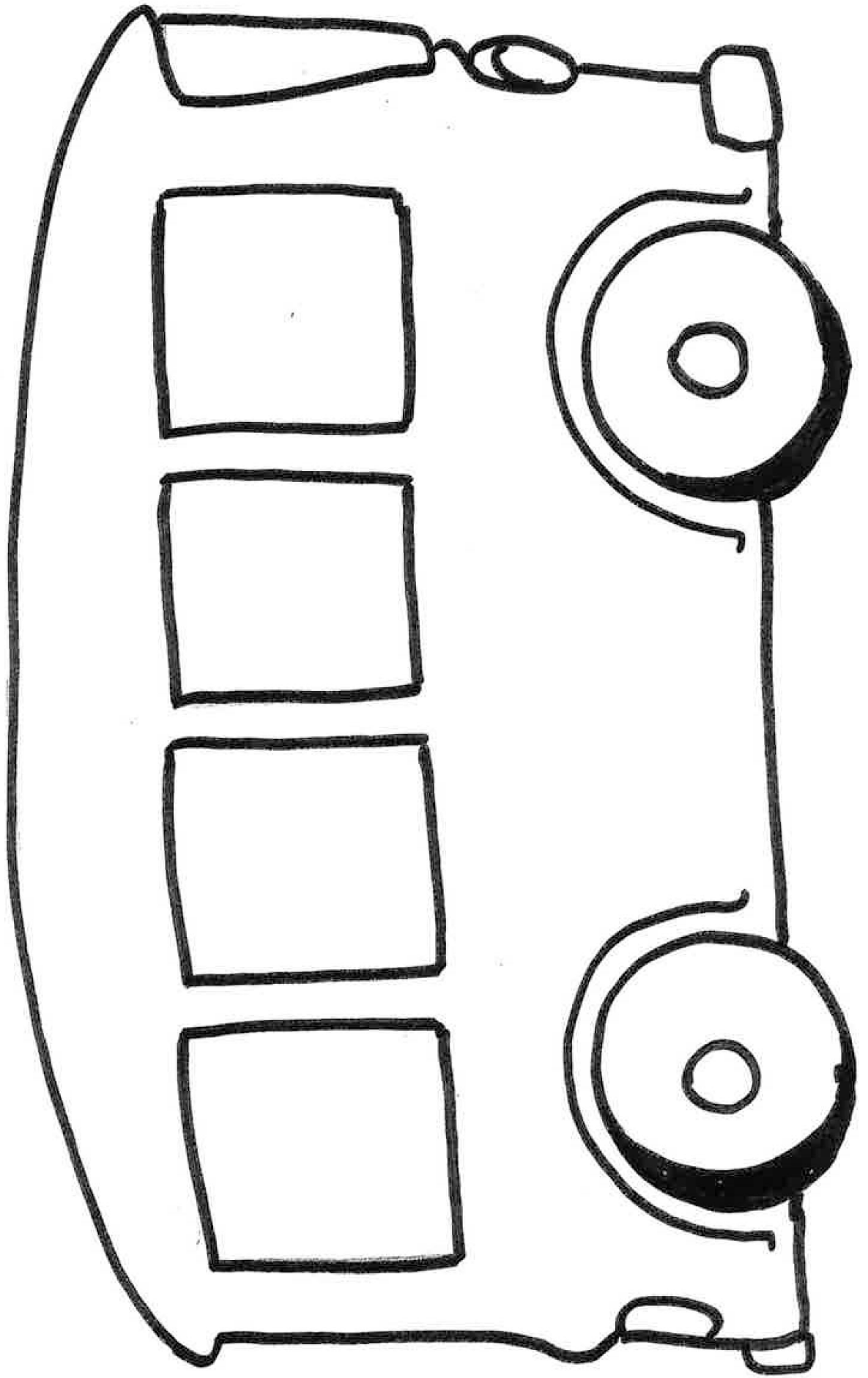
Step 4 (Optional): Draw a background for your bus or use scissors to cut it out.

Step 5 (Optional): Use tape to hang the bus somewhere in your house, maybe on the fridge or hang it in a window so that your neighbors can see your artwork.

Step 6 (Optional): Ask a parent or guardian to help take a picture of your finished art. Email your art to education@ogdenmuseum.org or post it and tag #ogdenmuseum on social media.

WE CAN'T WAIT TO SEE YOUR MASTERPIECE!







OGDEN MUSEUM OF SOUTHERN ART

ART ACTIVITY: MINI PROTEST SIGNS STAND UP FOR EQUALITY



Source: <https://www.nbcnews.com/think/opinion/trump-turning-dr-king-s-dream-nightmare-did-civil-rights-ncna837686>

The civil rights movement was integral in affording African Americans equal rights in the U.S. and bringing an end to segregation.

Make a protest sign about something that is important to you or color the templates provided.

SUPPLIES

Sign template
Glue stick
Markers
Wooden craft stick



LET'S CREATE!


Step 1: Think about what equality means to you? What images or words come to mind when you think of the civil rights movement and its intentions?

Step 2: Make a sign inspired by your thoughts. Use a marker to color one of the pre-made templates or turn the template over and make your own sign. Write your message for equality on the back of the template or draw images that symbolize equality to you.

Step 3: Use a glue stick to glue a wooden craft sign on the back, bottom center of your sign.

Step 4 (Optional): Ask a parent or guardian to help take a picture of your finished art. Email your art to education@ogdenmuseum.org or post it and tag [#ogdenmuseum](https://twitter.com/ogdenmuseum) on social media.


**WE CAN'T WAIT TO SEE
YOUR MASTERPIECE!**



ALL POWER



TO THE PEOPLE



HAVE



DREAM

BLACKS everywhere
is
BLAWN FOR BLS
and justice



OGDEN MUSEUM OF SOUTHERN ART

ART ACTIVITY: I HAVE A DREAM DOVE IMAGINE A BETTER WORLD



Stephen Somerstein, *Dr. Martin Luther King, Jr., seen from behind, addressing crowd of 12,000 civil rights marchers, in front of Alabama State House, 1965 Selma Alabama to Montgomery civil rights march, March 25, 1965, ND, Gelatin silver print, Gift of John Shubin Ogden Museum Collection*

Martin Luther King Jr. is renowned for his lifelong work in the civil rights movement. His most iconic work, the “I Have a Dream” speech was presented during the March on Washington for Jobs and Freedom. His speech called for an end to discrimination and segregation and called for racial and financial equality for all.

Keep Martin Luther King Jr.’s message alive, write your dream for the future on a Dream Dove.

OGDEN MUSEUM MLK DAY: IMAGINING A WORLD WITHOUT RACISM

SUPPLIES

Dove template
Markers



LET'S CREATE!

Step 1: What are your hopes and dreams for our future? What aspirations honor the legacy of Martin Luther King Jr.'s dream for equality?

Step 2: Using a marker, draw an image or write your dream for the future on the dream dove template.

Step 3 (Optional): Draw a background for your dream dove or use scissors to cut it out.

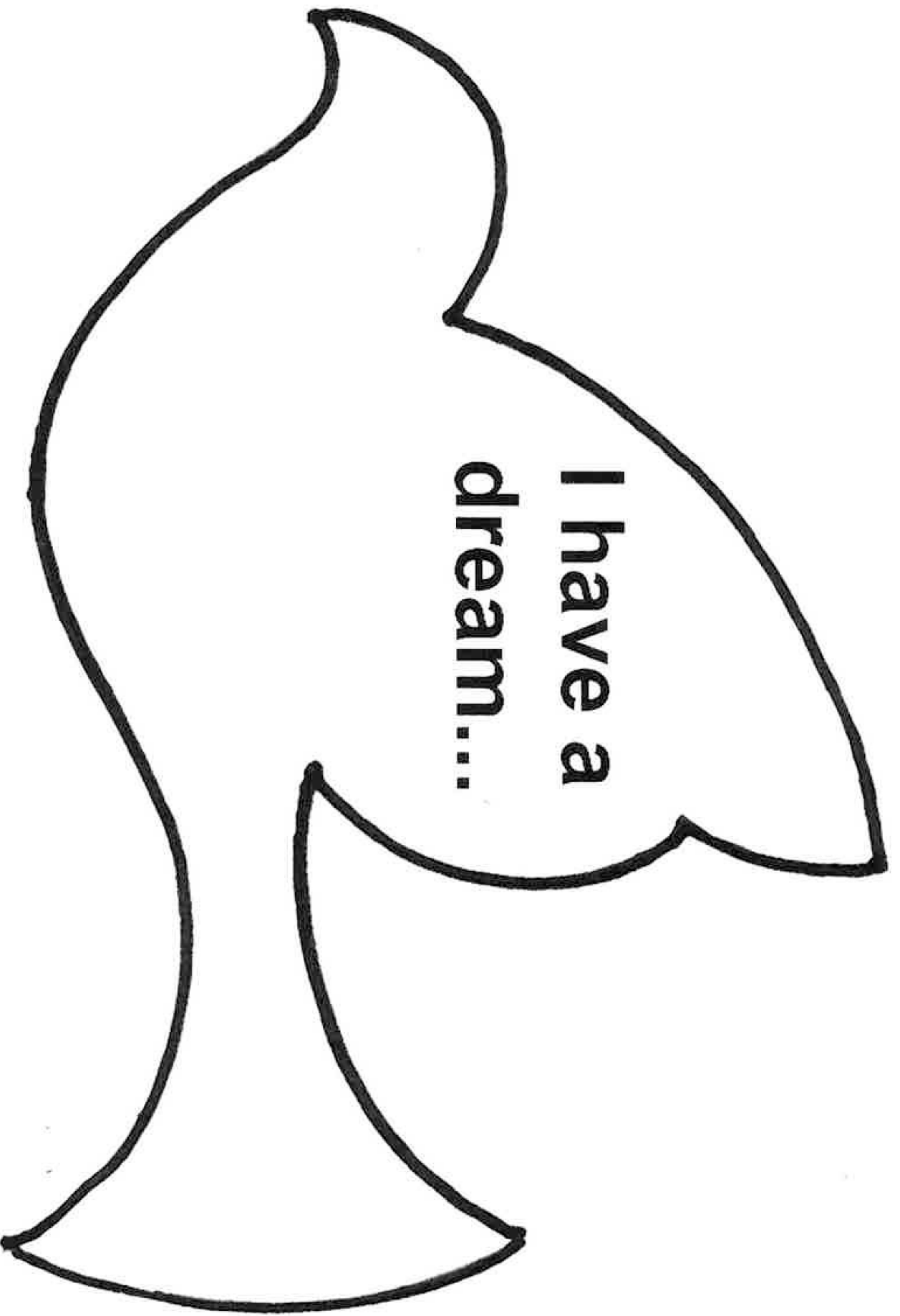
Step 4 (Optional): Use tape to hang the dream dove somewhere in your house, maybe on the fridge or hang it in a window so that your neighbors can see your artwork.

Step 5 (Optional): Ask a parent or guardian to help take a picture of your finished art. Email your art to education@ogdenmuseum.org or post it and tag #ogdenmuseum on social media.

**WE CAN'T WAIT TO SEE
YOUR MASTERPIECE!**




**I have a
dream...**





**OGDEN MUSEUM
OF SOUTHERN ART**

**ART ACTIVITY: WATERCOLOR PEACE SIGN
REMEMBER MARTIN LUTHER
KING JR.'S LEGACY**



Photo/Robert D. Farber University Archives and Special Collections Department

Martin Luther King Jr. is renowned for his lifelong work in the civil rights movement. "Injustice anywhere is a threat to justice everywhere." – Martin Luther King Jr.

**How will you keep the legacy of Martin Luther King Jr. alive?
Create a peace sign watercolor painting with one of Martin
Luther King Jr.'s quotes.**

SUPPLIES

Peace sign template
Markers
Brush
Small cup of water
Napkins



LET'S CREATE!

Step 1: Use markers to color the peace sign template.

Step 2: Use the brush and water to lightly "paint" over the areas that you colored with marker. Dip your brush in the water and wipe off the excess water on the edge of the container. Be sure not to use too much water, this can saturate your artwork. When you're painting, be sure to gently drag the paintbrush over the surface, pushing down too hard can damage the brush and your painting.


Step 3: Watch as the marker color magically turns into watercolor paint!

Step 4 (Optional): Color in the background of your peace sign.

Step 5 (Optional): Use tape to hang the peace sign somewhere in your house, maybe on the fridge or hang it in a window so that your neighbors can see your artwork.

Step 6 (Optional): Ask a parent or guardian to help take a picture of your finished art. Email your art to education@ogdenmuseum.org or post it and tag #ogdenmuseum on social media.

**WE CAN'T WAIT TO SEE
YOUR MASTERPIECE!**



**“Hate cannot
drive out hate;
only love can
do that.” -**

**Martin Luther
King Jr.**

